

How to Upload Your Prescription

A step-by-step guide to uploading your prescription quickly and securely.

Pandameds makes it easy to upload your prescription online. But first, you have to sign in to your account.

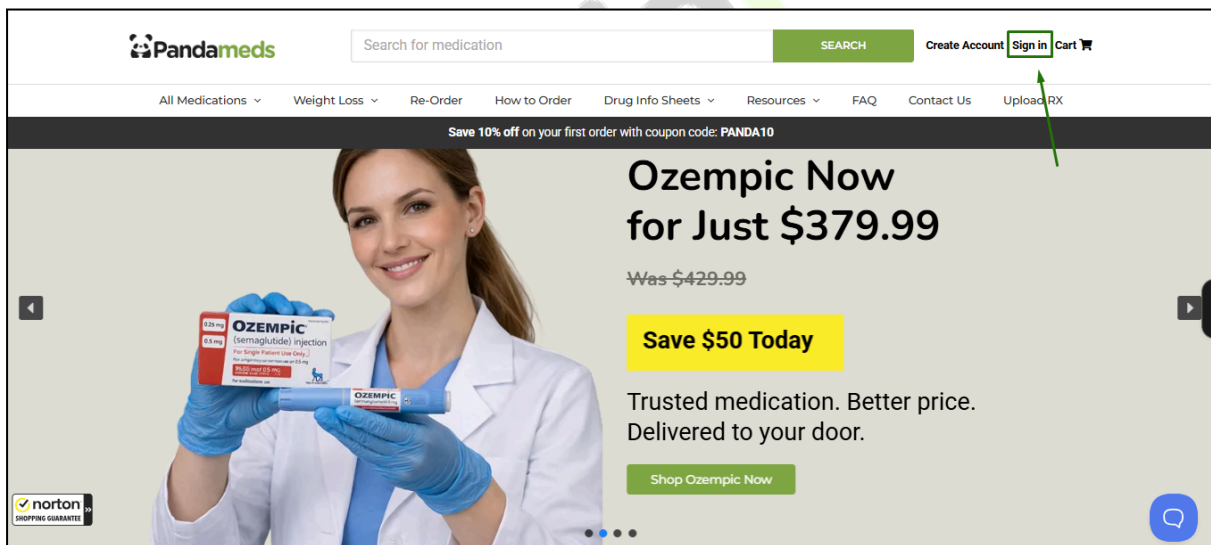
Accepted file types: PDF, GIF, JPG, PNG, and TIF (max 10 MB per file).

Upload Rx Through Your Account

If you already have a Pandameds account, you can sign in first and upload your prescription from your account dashboard. We have also provided the signup process at the bottom in case you do not have an account.

Step 1: Go to [Pandameds.com](https://pandameds.com) and Click "Sign In"

Go to pandameds.com and click the "Sign In" link in the top-right corner of the page. If you do not have an account yet, click "Create Account" to register first.



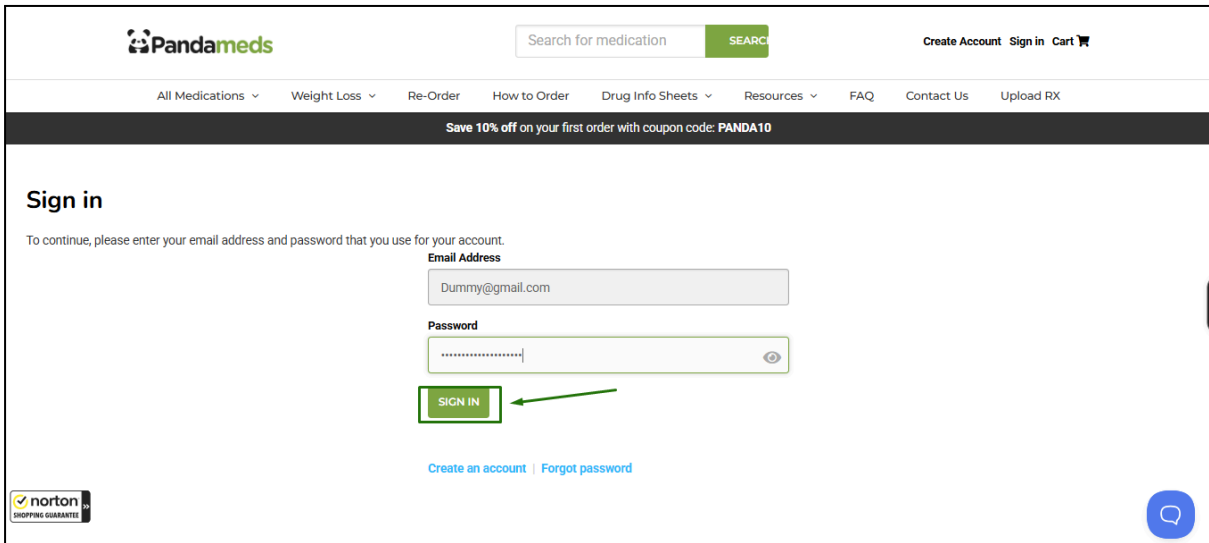
Toll-Free Phone: 1-888-862-1210

Toll-Free Fax: 1-888-862-1260

Email: support@pandameds.com

Step 2: Enter Your Credentials

On the Sign In page, type in your email address and password, then click the "SIGN IN" button.



Pandameds Search for medication [Create Account](#) [Sign in](#) [Cart](#)

All Medications Weight Loss Re-Order How to Order Drug Info Sheets Resources FAQ Contact Us Upload RX


Save 10% off on your first order with coupon code: **PANDA10**

Sign in



To continue, please enter your email address and password that you use for your account.

Email Address

Password



[Create an account](#) | [Forgot password](#)

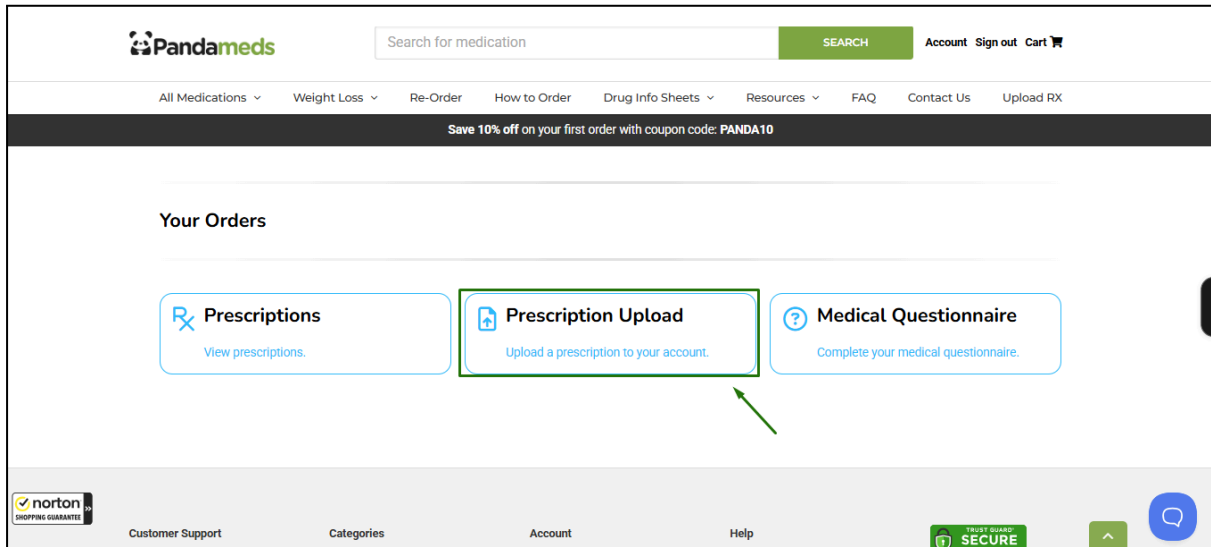
Step 3: Click "Prescription Upload"

After signing in, you will see your account dashboard with the "Your Orders" section. You will find three options here: Prescriptions, Prescription Upload, and Medical Questionnaire. Click on "Prescription Upload" to upload a new prescription.

Toll-Free Phone: 1-888-862-1210

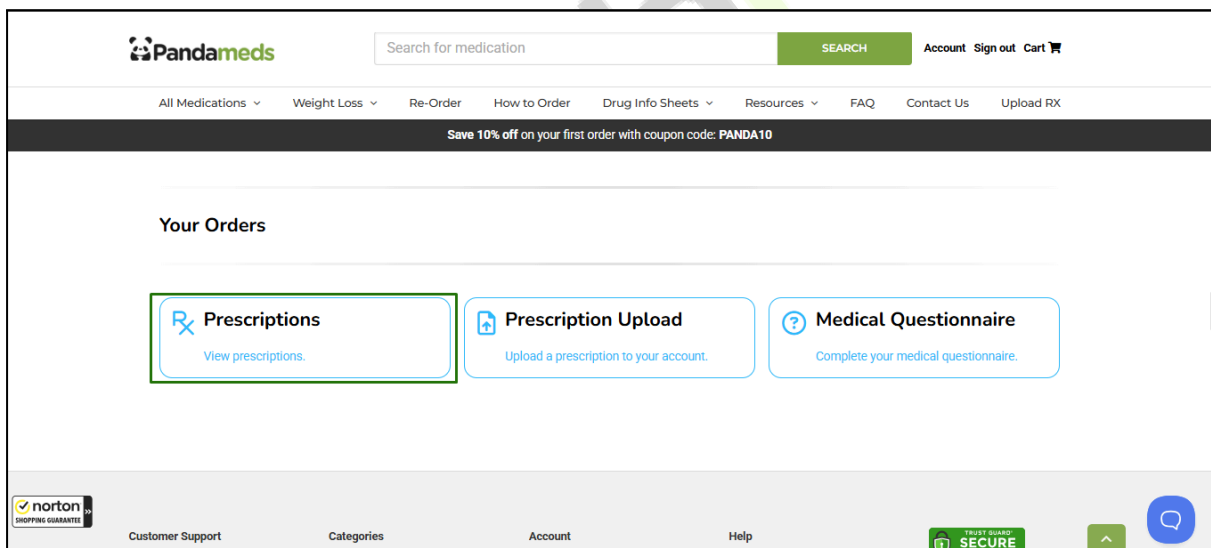
Toll-Free Fax: 1-888-862-1260

Email: support@pandameds.com



Step 4: View Your Prescriptions

To see all the prescriptions you have already uploaded, click on the "Prescriptions" section from the same dashboard. This gives you a complete history of every prescription on file.



How to Sign Up and Create an Account?

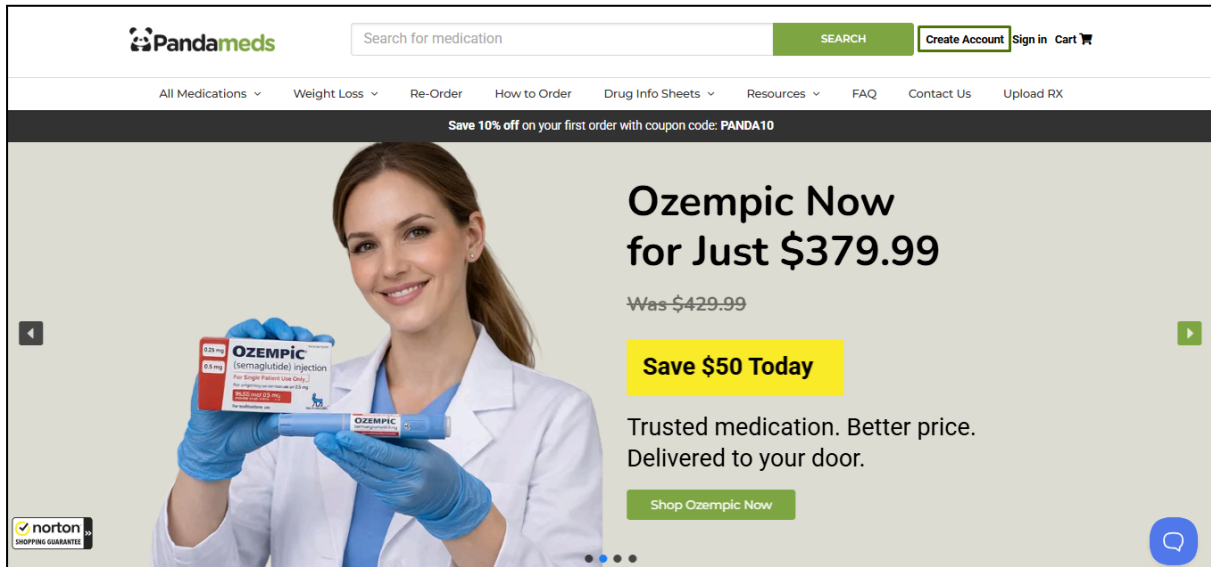
In case you do not have an account, you will first have to sign up for uploading Rx. Here's how you can do this step by step:

Step 1: Click on 'Create Account'

You can find this option in the top navigation bar.

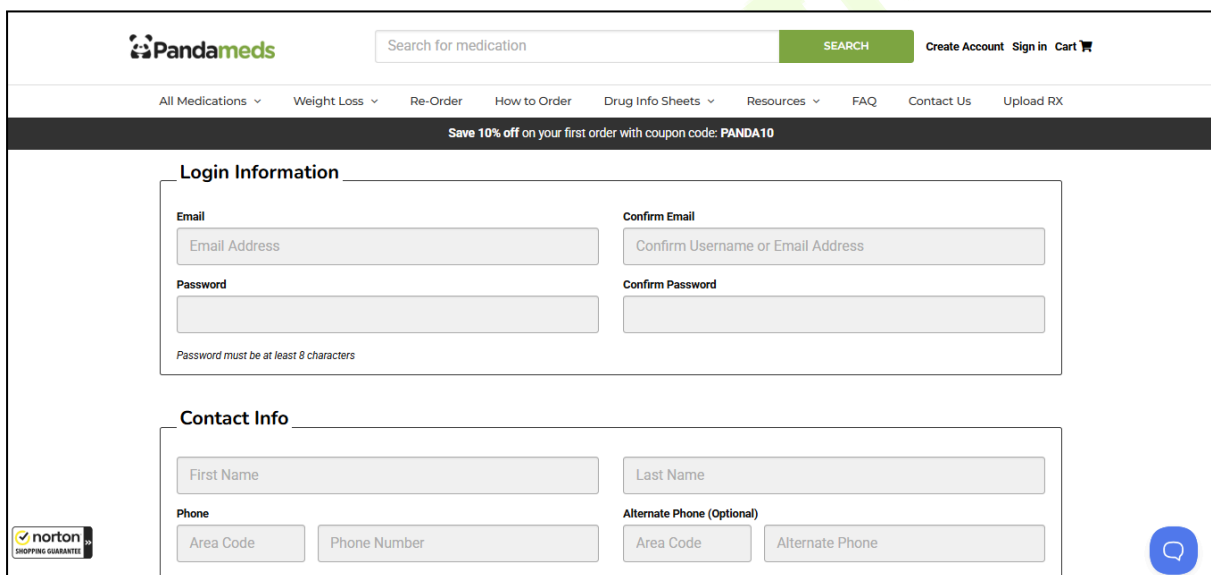
Toll-Free Phone: 1-888-862-1210
Toll-Free Fax: 1-888-862-1260

Email: support@pandameds.com



Step 2: Fill in all necessary fields in the Sign Up form

Every piece of information you provide helps us improve your experience on [Pandameds.com](https://pandameds.com) and keep you up to date on price drops.



Step 3: Click on ‘Create Account’

Lastly, click on Create Account. Now you can sign in to your account and upload your Rx using the steps mentioned under the ‘Upload Rx Through Your Account’ heading.

Need Help?

Toll-Free Phone: 1-888-862-1210

Toll-Free Fax: 1-888-862-1260

Email: support@pandameds.com



<https://pandameds.com/>

If you run into any issues while uploading your prescription, our support team is ready to help.

Call us toll-free: 1-888-862-1210

Email us at: support@pandameds.com



Toll-Free Phone: 1-888-862-1210

Toll-Free Fax: 1-888-862-1260

Email: support@pandameds.com